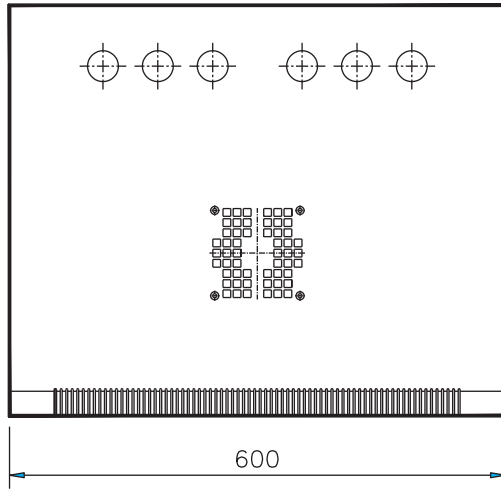
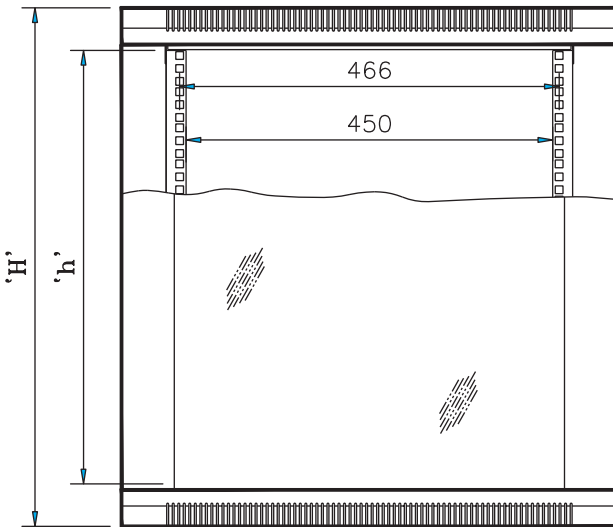


# Wall Mount Single Section : Flat Pack



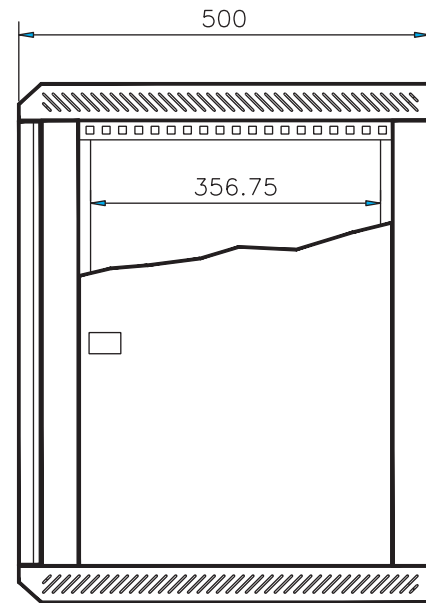
TOP VIEW



FRONT VIEW

DIMENSIONS :

HEIGHT		
'U'	OVERALL 'H'	USABLE 'h'
6U	371.30	266.70
9U	504.65	400.05
12U	638.00	533.40
15U	771.35	666.75



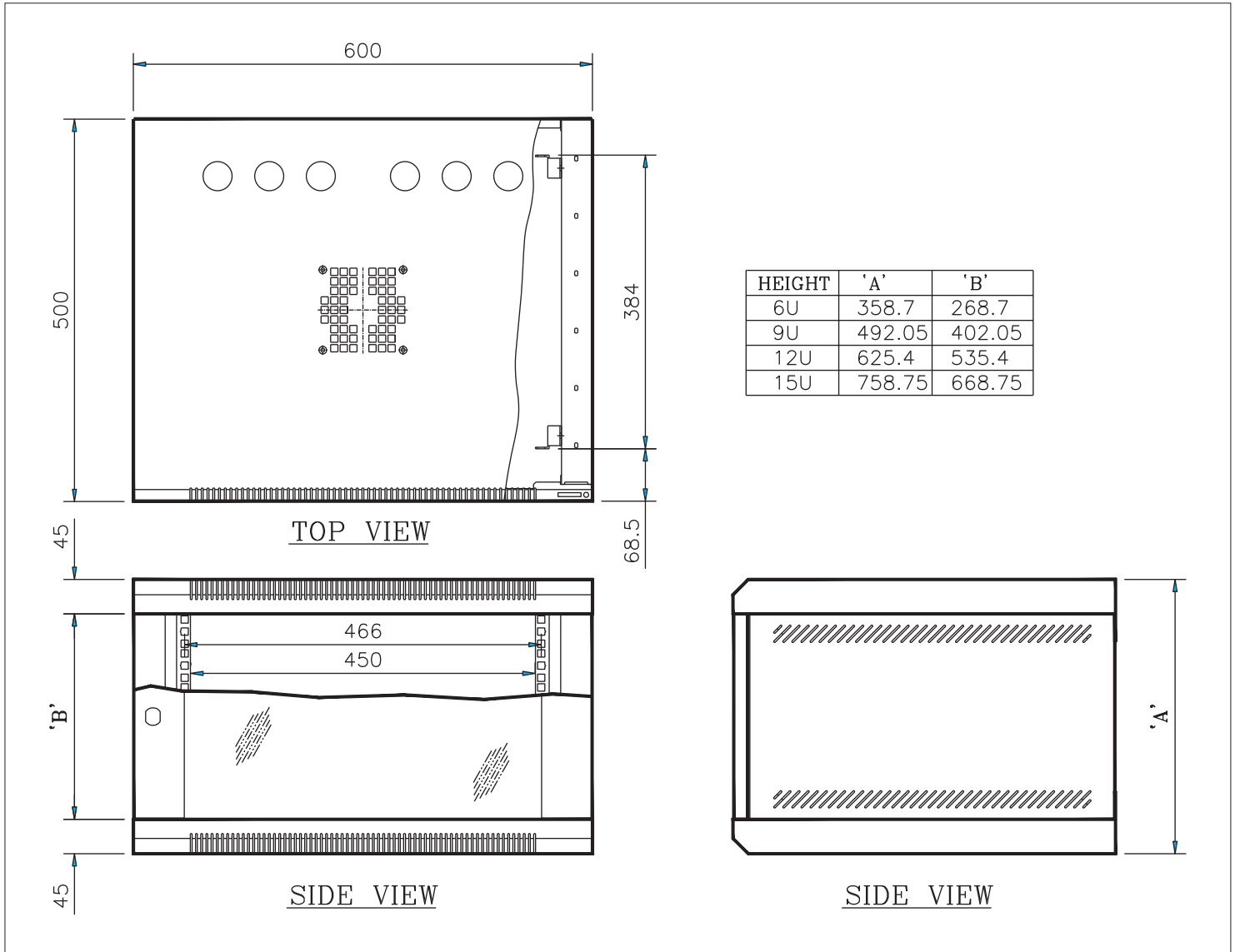
SIDE VIEW

U	H	h	W	D	d	Model	Code Number	UP
6	371.3	266.7	600	500	356.75	1 section;openable side panel with slam latch;1 fan position	100-01-1-06-6-5	1 unit
9	504.65	400.05	600	500	356.75	1 section;openable side panel with slam latch;1 fan position	100-01-1-09-6-5	1 unit
12	638	533.4	600	500	356.75	1 section;openable side panel with slam latch;1 fan position	100-01-1-12-6-5	1 unit
15	771.35	666.75	600	500	356.75	1 section;openable side panel with slam latch;1 fan position	100-01-1-15-6-5	1 unit

## Material Finish

- » Top & Bottom covers, side panels - Sheet steel, powder coated RAL 7035.
- » Vertical 19"/metric panel mounts - Sheet steel, powder coated RAL 7037.
- » Door Trims - Sheet steel, powder coated RAL 7037.
- » Viewing area - Toughened tinted glass.

# Wall Mount Single Section : ISP



U	H	h	W	D	d	Model	Code Number	UP
6	371.3	266.7	600	500	356.75	1 - section, Integrated side panel, 1 - fan position	101-01-1-06-6-5	1 unit
9	504.65	400.05	600	500	356.75	1 - section, Integrated side panel, 1 - fan position	101-01-1-09-6-5	1 unit
12	638	533.4	600	500	356.75	1 - section, Integrated side panel, 1 - fan position	101-01-1-12-6-5	1 unit
15	771.35	666.75	600	500	356.75	1 - section, Integrated side panel, 1 - fan position	101-01-1-15-6-5	1 unit

## Material Finish

- » Top & Bottom covers, side panels - Sheet steel, powder coated RAL 7035.
- » Vertical 19"/metric panel mounts - Sheet steel, powder coated RAL 7037.
- » Door Trims - Sheet steel, powder coated RAL 7037.
- » Viewing area - Toughened tinted glass.